

IIAB MENA Feeder Fund

Performance Report 28.02.20

A protected cell of the IIAB PCC Ltd

NAV PER SHARE **\$5.59**

OBJECTIVE OF THE FUND

The IIAB MENA Feeder Fund is a long-term, medium to high risk investment vehicle that invests in the IIAB Islamic MENA Fund (Master Fund). The IIAB Islamic MENA Fund is an open ended mutual fund that offers investors the opportunity to invest in the capital markets of the Middle East and North Africa region (MENA), with a particular focus on listed equities, whilst adhering to the sharia' principles. The Fund aims to achieve an annual average net return in excess of 11% over a full investment cycle. The Fund aims to carry a lower volatility than that of the market, by dynamically rotating across asset classes, geographies and sectors, depending on market conditions.

KEY FEATURES

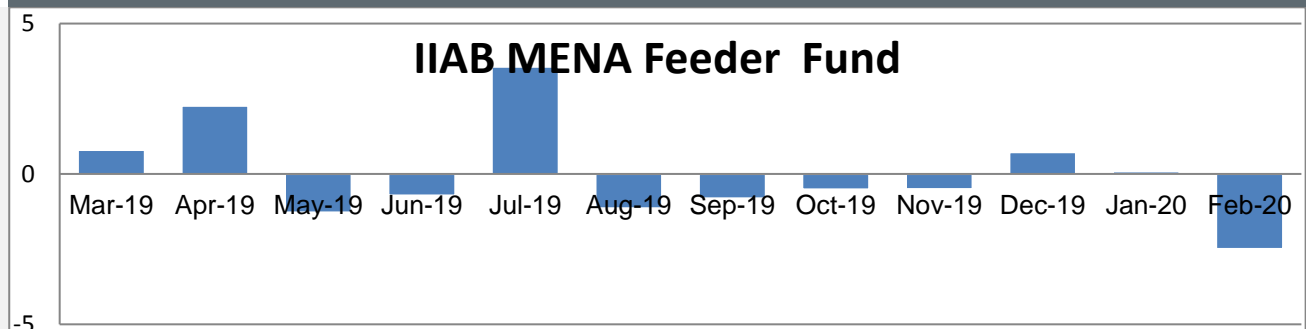
Domicile	Guernsey Channel Islands	Valuation point	Monthly, last business day of the month
Reference currency	USD	Minimum subscription	USD 25,000 & USD 1,000 thereafter
Fund assets	USD 2,833,624	Fund manager	AB Fund Managers (Guernsey) Ltd
		Investment advisor	Al Arabi Investment Group Co (AB Invest)
Launch date	28 February 2008	Dealing frequency	Monthly, 10 business days prior to month end
Listing	CISX	BBG code	IIABMEU GU Equity

Important note: For clarity purposes, the figures below represent the performance, asset allocation and holdings of the IIAB Islamic MENA Fund (Master Fund).

MONTHLY PERFORMANCE (%)

	Jan	Feb	Mar	Apr	May	Jun	Jul	Aug	Sep	Oct	Nov	Dec	Y.T.D.
IIAB MENA Feeder Fund													
2020	0.08	-2.49											-2.42
2019	2.36	1.05	0.80	2.62	-1.28	-0.72	3.56	-1.14	-0.81	-0.51	-0.50	0.72	6.18
2018	-1.05	-1.00	1.24	-0.01	-0.86	-0.24	-2.00	-0.23	-1.86	-0.69	0.10	-1.37	-7.74
2017	0.10	0.01	0.40	0.69	-2.64	0.70	-1.00	-0.95	0.98	-0.28	-2.90	-0.04	-4.91
2016	-8.92	4.95	2.12	2.57	-1.25	-0.04	0.41	-0.12	-1.87	-0.99	4.95	1.81	2.89
IIAB Islamic MENA Fund (Master Fund)													
2020	0.15	-2.41											-2.26
2019	2.41	1.10	0.85	2.65	-1.24	-0.67	3.57	-1.08	-0.76	-0.45	-0.45	0.77	6.76
2018	-0.96	-0.92	1.30	0.06	-0.81	-0.17	-1.94	-0.18	-1.80	-0.64	0.15	-1.31	-7.03
2017	0.16	0.07	0.48	0.74	-2.58	0.79	-0.92	-0.88	1.05	-0.22	-2.83	0.05	-4.10
2016	-8.86	5.04	2.18	2.64	-1.18	0.02	0.48	-0.02	-1.81	-0.92	5.03	1.88	3.78

MONTHLY RETURN OVER THE PREVIOUS 12 MONTHS



PERFORMANCE STATISTICS (MASTER FUND)

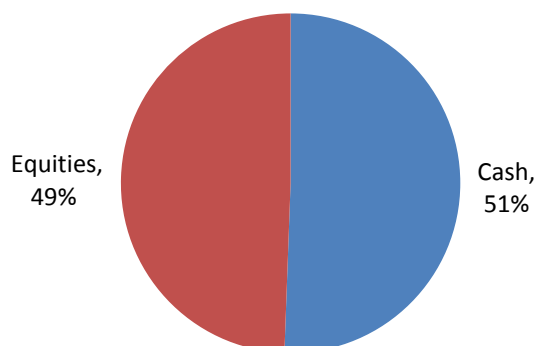
	Portfolio
Annualised return	-4.0%
Annualised volatility	13.5%
Sharpe ratio	NM
Maximum month	8.3%
Minimum month	-25.6%
% Positive months	51.0%
Worst 12 months	-69.9%
Best 12 months	88.9%

TOP TEN HOLDINGS (MASTER FUND)

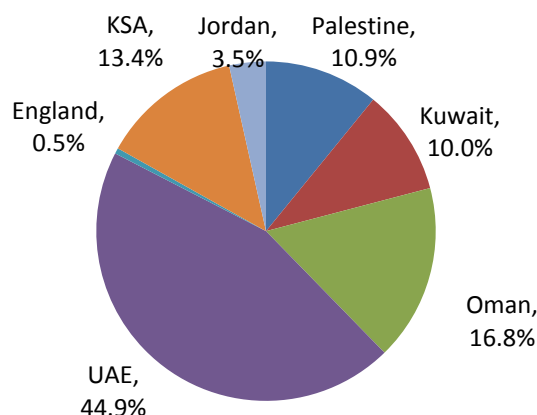
	Country	%
Dubai Islamic Bank	UAE	9.32%
Ooredoo	Oman	8.30%
Aramex	UAE	7.19%
Emaar Properties	UAE	5.66%
Palestine Telecommunication	Palestine	5.38%
Human Soft Holding	Kuwait	4.95%
Saudi Airlines Catering	KSA	3.85%
Savola Group	KSA	1.77%
Arab Pesticide And Veterinar	Jordan	1.73%
Herfy Food Services	KSA	1.00%



ASSET ALLOCATION (MASTER FUND)



GEOGRAPHIC ALLOCATION (MASTER FUND :EQUITIES)



COMMENTARY

MENA markets witnessed steep declines in February with the novel coronavirus beginning to take a toll on market valuations and real economic data. The S&P Pan Arab Investable Index dropped 6.85% (YTD -7.61%) and the Dow Jones MENA Index fell by 6.75% (YTD -7.20%). In Islamic markets, the Dow Jones Islamic Market MENA Index decreased by 6.78% (YTD -7.22%).

In contrast to regional indices, the Arab Bank MENA Fund retreated by 3.33% (YTD -3.12%), IIAB Islamic MENA Fund declined by 2.41% (YTD -2.26%) and the IIAB MENA Feeder Fund lost 2.49% (YTD -2.42%).

The Qatari Index saw the biggest decline in the region with -9.12% (YTD -8.97%), followed by the Saudi Arabian TASI Index, which lost 7.50% (YTD -9.07%). The UAE's DFM General Index fell by 7.18% (YTD -6.32%) and the Abu Dhabi Index lost 4.94% (YTD -3.43%). Furthermore, Kuwait's Premier Market Index shed 4.31% (YTD -3.52%). In contrast, Oman's MSM30 Index managed to gain 1.27% during the month (YTD +3.76%) and the Bahraini Index eked out a gain of 0.17% (YTD +3.12%). Outside the GCC, Jordan's ASE General Index lost 1.71% (YTD +1.14%) and, in Egypt, the EGX30 Index dropped 6.54% (YTD -6.82%).

Banks in the UAE have invested up to AED141.4 billion (USD38.5 billion) in Q4 2019 across four GCC states. The Q4 2019 investment marks an 11.3% quarter-on-quarter growth and reflects the level of stability that banks have assumed across Saudi Arabia, Bahrain, Oman and Kuwait. Saudi Arabia was the top beneficiary of UAE banks, accounting for 54% of the total banking investment across the four GCC states.

The International Monetary Fund (IMF) says monarchies of the Persian Gulf face a budget reckoning and risk losing their USD2 trillion in financial wealth within 15 years as oil demand nears peak levels. Global oil demand may start falling sooner than expected, putting a strain on the finances of the six-member Gulf Cooperation Council (GCC) and, without decisive economic reforms, the richest states could exhaust their net financial wealth by 2034. The IMF says GCC countries need to be more aggressive in their pursuit of economic transformation to preserve their current wealth. Governments will likely need to cut spending further, save more, and introduce broad-based taxation to make ends meet.

In interest rate news, the Central Bank of Kuwait cut the repo rate by 25bps and the deposit rate by 50bps. The move should be positive for its banks' net interest margins in 2020. In Egypt, the Central Bank's Monetary Policy Committee (MPC) maintained policy rates at their current level. While noting the retreat in oil prices and easing global financial conditions, the MPC said the coronavirus outbreak could weigh on the global economic outlook.

In oil markets, Brent oil dropped 13.14% (YTD -23.45%) and WTI lost 13.19% (YTD -26.70%). The Organization of Petroleum Exporting Countries (OPEC) has not made a decision yet on whether to extend or modify its agreement to cut oil output, according to Saudi Arabia's Energy Minister. The coalition known as OPEC+ is going to meet in Vienna in early March to assess its global cuts and output policy. Analysts see global demand for oil dropping this quarter, the first decline in a decade, as the coronavirus outbreak batters the Chinese economy and creates a significant supply surplus.

Global markets arguably faced larger losses in February. In the U.S., the S&P 500 dropped 8.41% (YTD -8.56%) and the Dow Jones lost 10.07% (YTD -10.96%). While in Europe, the German DAX fell by 8.41% (YTD -10.25%), the French CAC 40 depreciated 8.55% (YTD -11.18%), and the FTSE 100 lost 9.68% (YTD -12.75%). In the Far East, the Nikkei Index shed 8.89% (YTD -10.63%), the Shanghai Composite Index lost 3.23% (YTD -5.57%), and the Hang Seng Index slipped 0.69% (YTD -7.31%).



A protected cell of the IIAB PCC Ltd

Large swings in the market led volatility indices to appreciate significantly. VIX rose 112.90% (YTD +191.07%) and Euro Stoxx 50 (VSTOXX) jumped 146.22% (YTD +202.67%).

World Bank President David Malpass said he expects global economic growth in the first half of 2020 to fall short of the 2.5% rate that the lender had forecast for the full year. "The good news is that was slightly higher than what the growth rate was in 2019, but the bad news is, for one, the first half is probably to be slower than that given the coronavirus," Malpass said at a gathering of economists in Washington. "But also, even at 2.5% real growth for the world, that simply is not enough growth to really lift developing countries." The coronavirus is the top concern at the bank and they are working closely with the World Health Organization (WHO) to develop a range of tools to use as the pandemic spreads.

Given the elevated volatility and rising uncertainties in real economies and capital markets, a conservative approach has been maintained in terms of asset allocation and positions exposures. On a tactical basis, peripheral short-term trading has been utilized, but more importantly, longer-term fundamentally sound positions have been enhanced opportunistically. Healthy levels of cash will enable more efficient reallocation to countries and sectors with more attractive valuations, better clarity in terms of cash flows, and more generous dividend yields.

INVESTMENT METHODOLOGY & EDGE

AB Invest is one of the oldest, most experienced and fastest growing investment managers in the MENA region with more than a decade of cumulative quality experience in creating regional risk-adjusted investment solutions. Our investment process is underpinned by a focus on "value" selection, using a combination of top down and bottom up approach. Our knowledge of the constraints in the local markets allows us to adjust our approach and tailor a suitable investment process.

DISCLAIMER

Whilst the information contained in this report is provided in good faith, no representation or warranty, express or implied, is made to its accuracy or completeness.

This fact sheet is issued by AB Fund Managers (Guernsey) Ltd. IIAB MENA Feeder Fund is a Cell of IIAB PCC Ltd, AB Fund Managers (Guernsey) Ltd and IIAB PCC Ltd are licensed and regulated by the Guernsey Financial Services Commission. AB Fund Managers (Guernsey) Ltd is a wholly-owned subsidiary of the Arab Bank Group which is headquartered in Amman, Hashemite Kingdom of Jordan. This Fact Sheet is not an invitation to make an investment, nor does it constitute an offer for sale. In addition, it does not constitute as an advertisement in a country where the Fund is not registered for sale.

For the purposes of FSA regulation, the fund is defined as an "Unregulated Collective Investment Scheme" and the promotion of such schemes either within the UK or from the UK is severely restricted by statute. Consequently, this report is only made available to Professional Clients and Eligible Counterparties as defined by the Financial Services Authority and to persons falling within the Financial Services and Markets Act 2000 (Promotion of Collective Investment Schemes) (Exemptions) Order 2001. The fund is only offered on the basis of the Offering Memorandum and any supplements thereto.

Past performance should not be taken as a guide to the future. The value of investments can fall as well as rise. The full documentation required to make an investment is available from AB Fund Managers (Guernsey) Ltd. at its registered address: 11 New Street, St. Peter Port, Guernsey, GY1 2PF Channel Islands.

