

# IIAB Islamic MENA Fund

Performance Report 30.09.22

A Fund created by IIAB Islamic MENA Fund Company B.S.C. (Closed)

NAV PER SHARE

\$6.87

## OBJECTIVE OF THE FUND

The IIAB Islamic MENA Fund is an open ended mutual fund that offers investors the opportunity to invest in the capital markets of the Middle East and North Africa region (MENA), with a particular focus on listed equities, whilst adhering to the sharia' principles. The Fund aims to achieve an annual average net return in excess of 11% over a full investment cycle. The Fund aims to carry a lower volatility than that of the market, by dynamically rotating across asset classes, geographies and sectors, depending on market conditions.

## KEY FEATURES

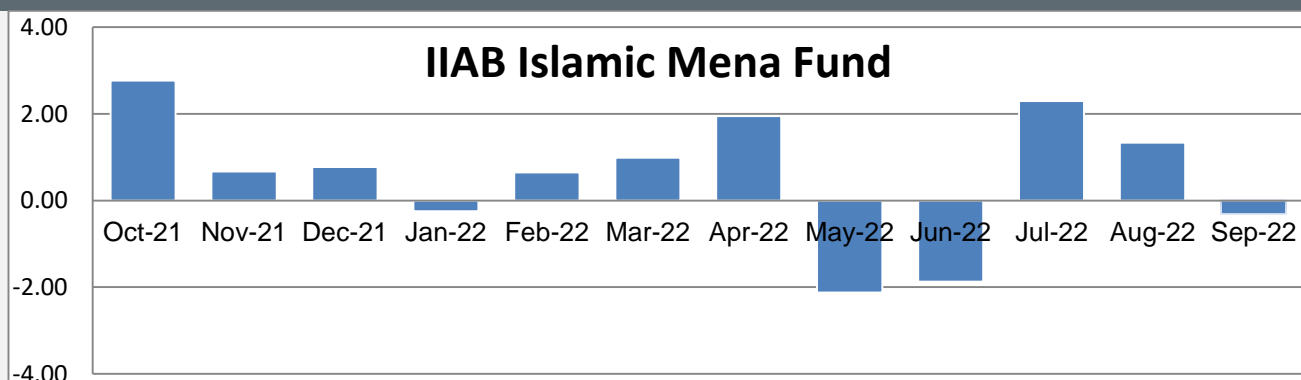
<b>Domicile</b>	Kingdom of Bahrain	<b>Valuation point</b>	Monthly, last business day of the month
<b>Reference currency</b>	USD	<b>Minimum subscription</b>	USD 25,000 & 100 units thereafter
<b>Fund assets</b>	USD 6,754,440.93	<b>Investment manager</b>	Al Arabi Investment Group Co (AB Invest)
<b>Administrator</b>	Gulf Clearing Company	<b>Dealing frequency</b>	Monthly, 4 business days prior to month end
<b>Launch date</b>	28 February 2008	<b>BBG code</b>	IIABISL BI EQUITY

## MONTHLY PERFORMANCE (%)

	Jan	Feb	Mar	Apr	May	Jun	Jul	Aug	Sep	Oct	Nov	Dec	YTD
<b>IIAB Islamic MENA Fund</b>													
2022	-0.25	0.65	0.99	1.95	-2.12	-1.87	2.29	1.27	-0.31				2.52
2021	1.54	-2.15	-0.40	0.43	3.29	0.32	-0.90	2.00	-1.36	2.76	0.67	0.77	7.02
2020	0.15	-2.41	-11.50	6.49	-1.63	2.40	-0.49	1.46	1.89	-0.65	2.71	2.36	-0.32
2019	2.41	1.10	0.85	2.65	-1.24	-0.67	3.57	-1.08	-0.76	-0.45	-0.45	0.77	6.76
2018	-0.96	-0.92	1.30	0.06	-0.81	-0.17	-1.94	-0.18	-1.80	-0.64	0.15	-1.31	-7.03
2017	0.16	0.07	0.48	0.74	-2.58	0.79	-0.92	-0.88	1.05	-0.22	-2.83	0.05	-4.10

**Important note:** The first NAV for the Fund was issued in April 08.

## MONTHLY RETURN OVER THE PREVIOUS 12 MONTHS



## RETURN PERCENTAGES

1 month	-0.31%	3 months	3.27%	Since inception	-31.32%
6 months	1.12%	12 months	6.87%		

## PERFORMANCE STATISTICS

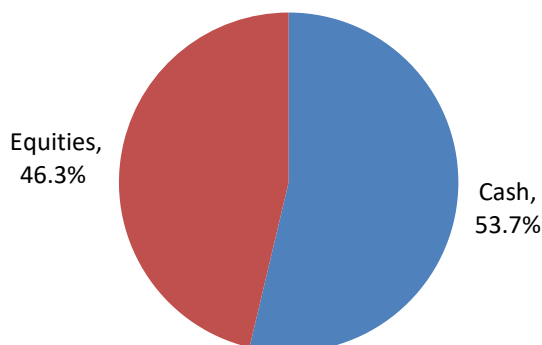
	Portfolio
Annualised return	-2.6%
Annualised volatility	13%
Sharpe ratio	NM
Maximum month	8.3%
Minimum month	-25.6%
% Positive months	52.9%
Worst 12 months	-72.3%
Best 12 months	94.1%

## TOP TEN HOLDINGS

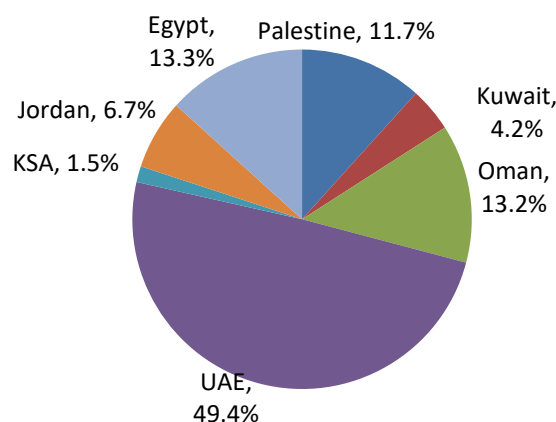
	Country	%
Dubai Islamic Bank	UAE	10.84%
OOREDOO OMR	Oman	6.11%
Emaar Properties Company	UAE	5.83%
Palestine Telecommunications Company	Palestine	5.42%
Cairo Investment & Real Estate Development	Egypt	4.33%
Aramex	UAE	3.46%
Al Yah Satellite Communications Company	UAE	2.73%
Jordan Islamic Bank	Jordan	2.36%
Human Soft Holding Co	Kuwait	1.95%
Cairo Poultry Company	Egypt	1.82%



### ASSET ALLOCATION



### GEOGRAPHIC ALLOCATION (EQUITIES)



### COMMENTARY

MENA markets were rocked during the month of September as the latest Fed interest rate hike battered equity markets across the globe. The S&P Pan Arab Investable Index has sunk by 6.85% (YTD -2.44%), and the Dow Jones MENA Index was down by 6.72% (YTD -2.08%). The Arab Bank MENA Fund on the other hand was better positioned, shedding 1.33% (YTD 2.23%). The Dow Jones Islamic Market MENA Index also ended the month of September negatively, recording losses of 6.94% (YTD -2.69%). The IIAB MENA Fund held its ground, falling by 0.31% (YTD 2.52%). The IIAB MENA Feeder Fund consequently shed 0.35% (YTD 1.84%).

The performance of the region's equity markets was unanimously negative for the month of September. The list of receding indices was spearheaded by the Kuwait Premier Market Index which fell by 7.50% (YTD 4.07%) followed by the Saudi Arabian TASI and the Qatari Index which have lost 7.15% (YTD 1.10%) and 5.44% (YTD 9.20%) respectively. They were duly followed by the Dubai Financial Market which was down 3.02% (YTD 4.48%), the Jordanian ASE index which shed 2.49% (YTD 17.23%), the Bahraini Index which lost 1.88% (YTD 4.71%). Finally, the list is rounded by the EGX30 which fell 1.71% (YTD -17.76%), the Abu Dhabi index which was down by 1.25% (YTD 14.87%) and the Omani Stock Exchange which fell 1.24% (YTD 9.66%).

Global capital markets also had a rough September, as all major indices also suffered losses. The S&P 500 Index bled 9.34% (YTD -24.77%) while the Dow Jones lost 8.84% (YTD -20.95%). In Europe, the French CAC 40 Index shed 5.92% (YTD -19.44%), the German DAX was down by 5.61% (YTD -23.74%) and the FTSE 100 fell by 5.36% (YTD -6.65%). Asian markets had not escaped the carnage either. The Nikkei index declined by 7.67% (YTD -9.91%), while the Hang Seng ended the month deep in the red, shedding 13.69% (YTD -26.39%) while the Shanghai Composite was down by 5.55% (YTD -16.91%).

After a third consecutive 0.75% rate hike Fed Chairman Powell refused to rule out a recession in the world's largest economy and published a much gloomier set of projections. Powell's downbeat commentary on the economy came as the Federal Open Market Committee lifted its benchmark interest rate to a target range of 3 % to 3.25 % and signaled an intention to keep monetary policy tight as it fights soaring inflation. This came after US retail sales unexpectedly rose during the month of August while jobless claims fell for a fifth straight week suggesting a healthy labor market.

In regional news, Oman's economy is witnessing a remarkable expansion this year as elevated oil prices, increased hydrocarbon production and stronger non-oil growth have provided a much needed boost to the country's GDP. The sultanate's nominal GDP – gross domestic product at current market prices – recorded a whopping 32.4 % growth in the first half of 2022, the fastest economic expansion in over a decade, official data showed.

Meanwhile, the UAE economy expanded by 8.4% in the first quarter of this year, exceeding initial estimates, as higher oil prices and successful Covid-19 mitigation measures set it up for fastest annual growth since 2011. The pace of gross domestic product growth in the first quarter — significantly sharper than the 2.1% pre-pandemic GDP level — was above a previous 8.2% estimate by the Central Bank of UAE. This came as the economy rebounded strongly on the back of tourism, a buoyant property sector and higher oil prices.

Similarly, Saudi Arabia's economy expanded faster than earlier estimated in the second quarter, after a more upbeat assessment of gains in non-oil gross domestic product. GDP overall grew a revised 12.2% from a year earlier, the fastest since 2011 and up from 9.9% in the first three months, the General Authority for Statistics said. . The world's largest oil exporter is on track to be this year's fastest-growing economy in the Group of 20, propelled largely by increases in its crude output and higher energy prices. The boom is now spreading beyond the oil industry, with the government starting to raise spending in the first half of the year thanks a massive budget surplus.



# IIAB Islamic MENA Fund

Performance Report 30.09.22

A Fund created by IIAB Islamic MENA Fund Company B.S.C. (Closed)

Where oil prices go, MENA markets will follow. An old mantra that still holds true today. We believe sharply higher oil prices will breathe new life in markets that began to run out of steam after an incredible run of gains. This is especially important as we enter the winter months and oil demand rises taking oil prices to new highs.

## INVESTMENT METHODOLOGY & EDGE

AB Invest is one of the most experienced and fastest growing MENA investment managers operating out of Jordan. AB Invest provides its clients with a number of MENA-focused investment solutions on conventional and Sharia-compliant bases. Our investment process is based on rigorous fundamental analysis with a view on delivering superior risk-adjusted returns, using a combination of top-down and bottom-up approaches. Our deep knowledge of the markets in which we invest allows us to deliver consistent returns while prudently managing risk.

## DISCLAIMER

Whilst the information contained in this report is provided in good faith, no representation or warranty, express or implied, is made to its accuracy or completeness.

IIAB Islamic MENA Fund is a Fund created and sponsored by the IIAB Islamic MENA Fund Company B.S.C. (Closed) and is an open-ended investment Fund registered under the Laws of the Kingdom of Bahrain.

This fact sheet is issued by Al Arabi Investment Group Co. (AB Invest) - formerly known as Atlas Investment Group. AB Invest is a wholly-owned subsidiary of the Arab Bank Group and is an investment banking firm headquartered in Amman, Hashemite Kingdom of Jordan.

This Fact Sheet is not an invitation to make an investment, nor does it constitute an offer for sale. In addition, it does not constitute as an advertisement in a country where the Fund is not registered for sale. The full documentation required to make an investment is available from AB Invest at its registered address: Building No.3, Shmesani - Esam Ajlouni Street, Amman 11814, Hashemite Kingdom of Jordan.

Past performance should not be taken as a guide to the future. The value of investments can fall as well as rise.

