

# Arab Bank MENA Fund

Performance Report 28.02.21

A fund of the Arab Bank MENA Fund Company B.S.C. (Closed)

NAV PER SHARE

\$8.71

## OBJECTIVES OF THE FUND

The Arab Bank MENA Fund is an open ended mutual fund that offers investors the opportunity to invest in the capital markets of the Middle East and North Africa region (MENA), with a particular focus on listed equities. The Fund aims to achieve an annual average net return in the range of 10% to 15% over a full investment cycle. The Fund aims to carry a lower volatility than that of the market, by dynamically rotating across asset classes, geographies and sectors, depending on market conditions.


## KEY FEATURES

Domicile	Kingdom of Bahrain	Valuation point	Monthly, last business day of the month
Reference currency	USD	Minimum subscription	USD 25,000 & USD 1,000 thereafter
Fund assets	USD 13,445,658	Dealing frequency	Monthly, 5 business days prior to month end
Launch date	October 2005	Fund manager	Al Arabi Investment Group Co (AB Invest)
Administrator	Gulf Clearing Company	BBG code	ARABMNA BI Equity

## MONTHLY PERFORMANCE (%)

	Jan	Feb	Mar	Apr	May	Jun	Jul	Aug	Sep	Oct	Nov	Dec	Y.T.D.
<b>Arab Bank MENA Fund</b>													
2021	2.93	-1.63											1.26
2020	0.21	-3.33	-16.49	8.57	-2.27	3.59	-0.63	3.57	2.17	-0.81	3.68	3.45	-0.52
2019	2.05	0.94	1.07	2.48	-1.86	0.33	3.65	-2.17	-0.23	-0.65	-0.32	1.80	7.13
2018	0.23	-0.81	0.79	2.30	-1.19	0.37	-1.14	-0.73	-0.31	-0.31	-0.77	-0.57	-2.18
2017	1.01	0.32	1.39	0.78	-1.70	0.97	0.22	-1.03	0.65	-0.57	-3.49	-0.11	-1.65
2016	-10.85	6.29	1.49	2.17	-1.11	-0.06	1.35	-0.90	-1.29	-1.26	5.06	2.19	2.05

## MONTHLY RETURN OVER THE PAST TWELVE MONTHS



## RETURN PERCENTAGES

1 month	-1.63%	3 months	4.75%	Since inception	-12.93%
6 months	10.07%	12 months	3.98%		

## PERFORMANCE STATISTICS

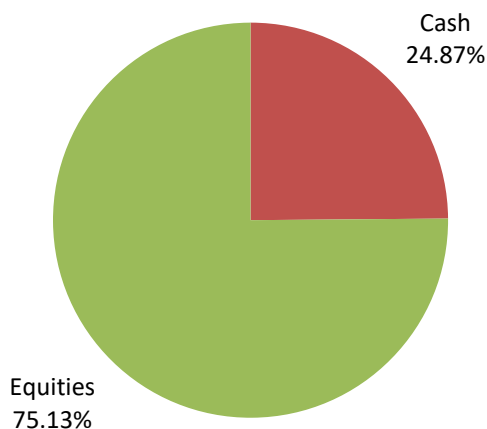
	The Fund
Annualized return	-0.9%
Annualized volatility	13.9%
Sharpe ratio	NM
Maximum month	13.7%
Minimum month	-23.5%
% Positive months	54.6%
Worst 12 months	-74%
Best 12 months	118.7%

## TOP TEN HOLDINGS

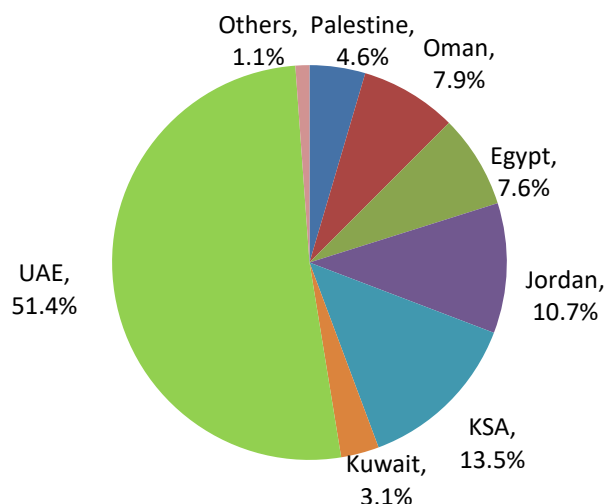
	Country	%
Dubai Islamic Bank	UAE	14.55%
Aramex	UAE	9.87%
Emaar Properties Company	UAE	8.15%
OORED00 OMR	Oman	5.96%
Saudi Airlines Catering	KSA	5.49%
Abu Dhabi Commercial Bank	UAE	5.14%
SAMBA Financial Group	KSA	4.66%
Palestine Telecommunications Company	Palestine	3.43%
Eastern Company for Tobacco	Egypt	3.16%
Arab Bank	Jordan	2.85%



### ASSET ALLOCATION



### GEOGRAPHIC ALLOCATION (EQUITIES)



### COMMENTARY

Driven by a strong rise in the heavy weight Saudi market, MENA equity indices surged again in February as the momentum continued amid the vaccination drives across the region fueling the return to normal hopes. The S&P Pan Arab Investable Index gained 1.79% (YTD 4.18%), and the Dow Jones MENA Index was up by 1.74% (YTD 4.40%). On the other hand, the Arab Bank MENA Fund retreated, losing 1.63% (YTD 1.26%). On the Sharia-compliant front, the Dow Jones Islamic Market MENA Index surged, gaining 2.15% (YTD 4.45%). The IIAB MENA Fund though lost 2.15% (YTD -0.65%). The IIAB MENA Feeder Fund consequently was down by 2.25% (YTD -0.78%).

The region's capital market performances were a mixed bag during the past month. The Saudi Arabian TASI recorded the best performance of any index, surging by 5.08% (YTD 5.24%) followed by the Jordanian ASE index which gained 2.00% (YTD 6.28%). The Abu Dhabi Stock Exchange and the Bahraini Index rounded the list of gainers going up by 1.25% (YTD 12.25%) and 0.26% (YTD -1.57%) respectively. On the other hand, Dubai Financial Market topped the list of losers, shedding 3.86% (YTD 2.39%) followed by the Qatari index which lost 3.13% (YTD -2.78%) and the Kuwait Premier Market which has gone down by 2.38% (YTD 1.76%). The Omani Capital Market and the Egyptian Stock Exchange followed suit by going down 1.12% (YTD -1.27%) and 0.18% (YTD 6.27%) respectively.

Global capital markets on the other hand were unanimously up during February. In the U.S., the S&P 500 Index shot up 2.61% (YTD 1.47%) while the Dow Jones was up 3.17% (YTD 1.06%). In Europe, indices also enjoyed a positive month amid a surge in vaccinations. The French CAC 40 Index surged 5.63% (YTD 2.73%), the German DAX went up by 2.63% (YTD 0.49%) and the FTSE 100 edged up 1.19% (YTD 0.35%). Asia built on January's gains during February. The Hang Seng advanced by 2.46% (YTD 6.42%), the Shanghai Composite crept up by 0.75% (YTD 1.04%) and the Nikkei index surged by 4.71% (YTD 5.55%) reaching levels not recorded in 30 years.

In February, Saudi Arabia announced its central bank is set for its most significant changes in decades as a new law comes into force this month that analysts say will formalize Crown Prince Mohammed bin Salman's efforts to divert more of the kingdom's oil wealth to back his investment plans. The reforms include adding supporting economic growth as part of the Saudi Arabian Monetary Authority's mandate which could shift the direction of investing the nation's hard currency surpluses in favor of the sovereign wealth fund chaired by the crown prince.

In global news, the US House passed President Joe Biden's USD1.9 trillion pandemic-relief plan, spanning USD1,400 stimulus checks, enhanced jobless benefits and fresh funding for vaccines and testing. The sixth relief package in less than a year is defended by Democrats as what is needed to fight the deadly coronavirus and put the economy on firm footing.



A fund of the Arab Bank MENA Fund Company B.S.C. (Closed)

In Kuwait, the government has transferred the last of its performing assets to the country's sovereign wealth fund in exchange for cash to plug a monthly budget deficit of USD3.3 billion, a person familiar with the matter said, leaving one of the world's richest nations with few options to pay its bills. The assets include stakes in Kuwait Finance House and telecoms company Zain.

We continue to navigate our fund through a plethora of variables including the ever evolving coronavirus spread and vaccination progress, governmental decisions such as Saudi's recent decision to halt dealing with any firm that does not have its regional headquarters in the kingdom starting 2021 which has dented the UAE equity markets and geopolitical risks.

Going forward, we see an opportunity in beaten-down, oversold sectors and securities. The distribution of dividends next month may support the performance of the markets and release some liquidity to reinvest. As vaccination is rapidly ramping up in the GCC and more and more restrictions are lifted, in addition to the World Expo which set to be held in Dubai late this year. We believe improving sentiment and fundamentals are on the cards in the UAE and across the region.

### INVESTMENT METHODOLOGY AND EDGE

AB Invest is one of the most experienced and fastest growing MENA investment managers operating out of Jordan. AB Invest provides its clients with a number of MENA-focused investment solutions on conventional and Sharia-compliant bases. Our investment process is based on rigorous fundamental analysis with a view on delivering superior risk-adjusted returns, using a combination of top-down and bottom-up approaches. Our deep knowledge of the markets in which we invest allows us to deliver consistent returns while prudently managing risk.

### DISCLAIMER

Whilst the information contained in this report is provided in good faith, no representation or warranty, express or implied, is made to its accuracy or completeness.

Arab Bank MENA Fund is a Fund created and sponsored by the Arab Bank MENA Fund Company B.S.C. (Closed) and is an open-ended investment Fund registered under the Laws of the Kingdom of Bahrain.

This fact sheet is issued by Al Arabi Investment Group Co. (AB Invest) - formerly known as Atlas Investment Group. AB Invest is a wholly-owned subsidiary of the Arab Bank Group and is an investment banking firm headquartered in Amman, Jordan.

This Fact Sheet is not an invitation to make an investment, nor does it constitute an offer for sale. In addition, it does not constitute as an advertisement in a country where the Fund is not registered for sale. The full documentation required to make an investment is available from AB Invest at its registered address: Building No.3, Shmesani - Esam Ajlouni Street, Amman 11814, Hashemite Kingdom of Jordan.

Past performance should not be taken as a guide to the future. The value of investments can fall as well as rise.

